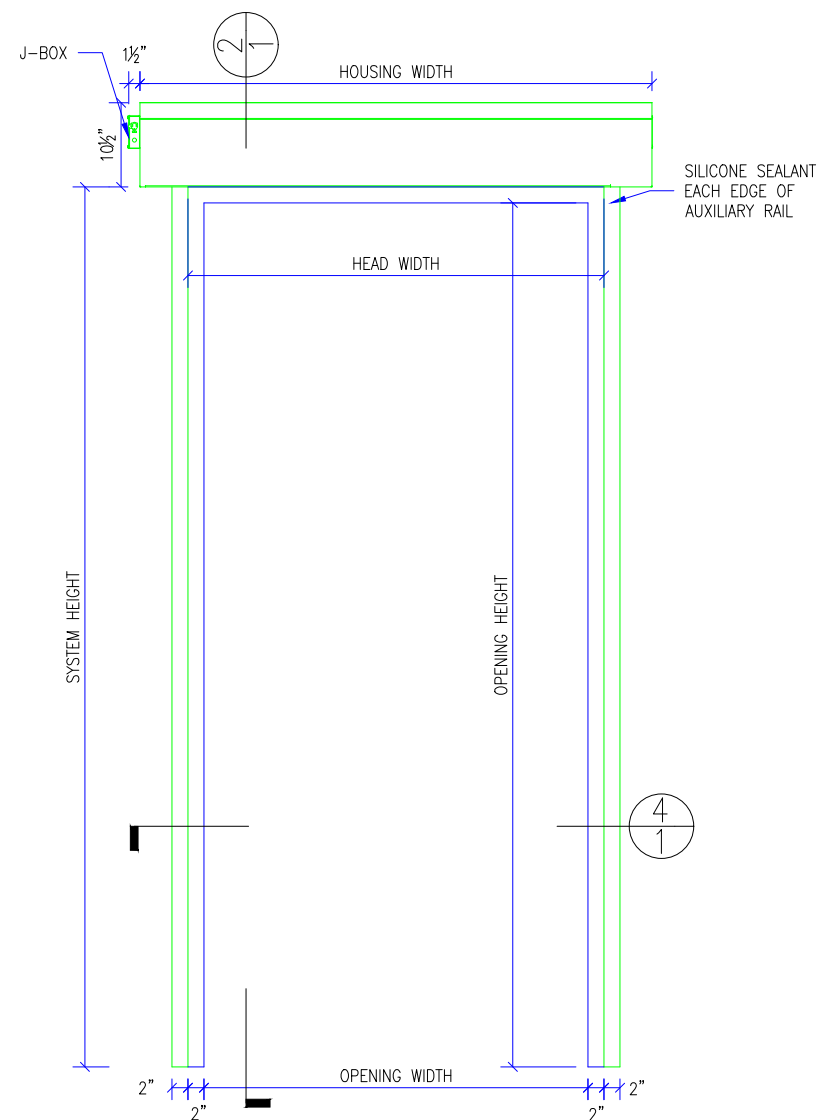
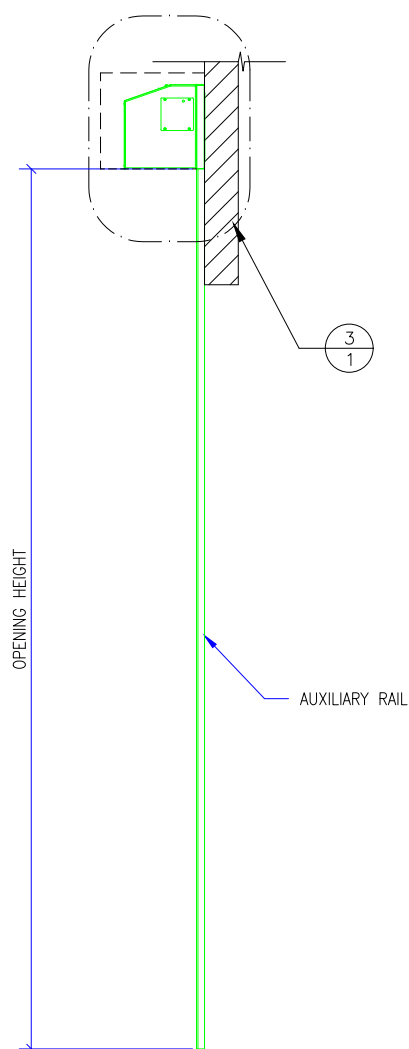


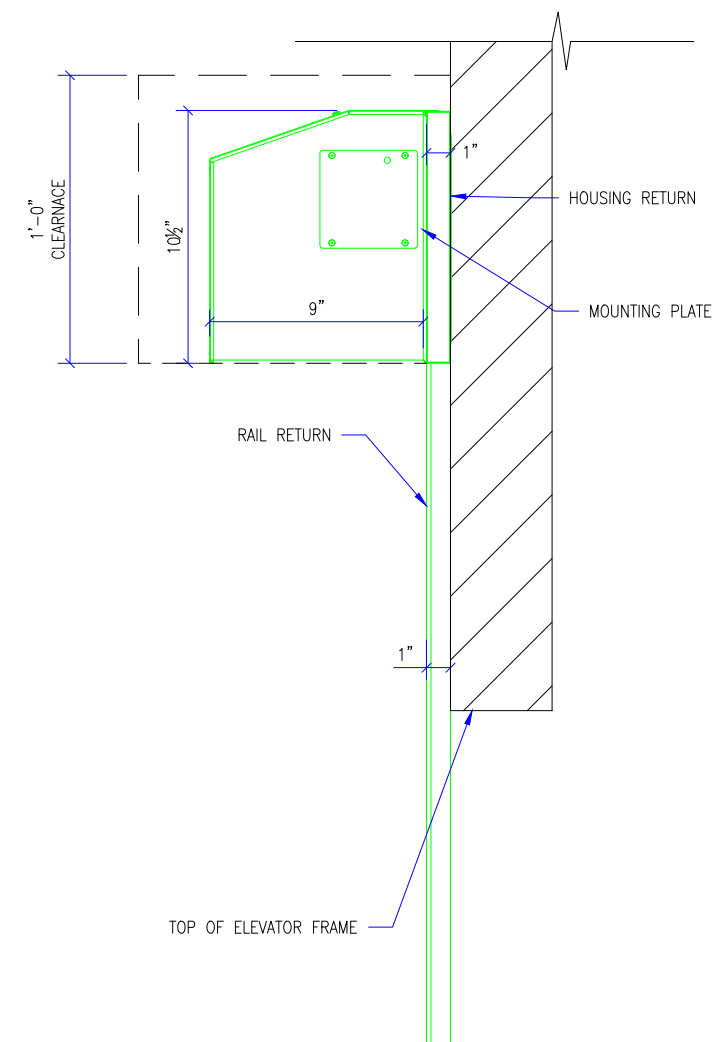
- M200 GENERAL NOTES:
1. CLIENT TO PROVIDE CONTINUOUS MOUNTING SURFACE FOR STRUCTURAL AND SHEET METAL ATTACHMENT.
  2. TOLERANCE: FLOOR TO CEILING VARIANCE MUST BE WITHIN  $\pm 1/2"$  ACROSS LENGTH OF MACHINE..
  3. ORDER LENGTHS TO BE AT  $1/4"$  INCREMENTS ONLY.
  4. DIMENSIONS DO NOT INCLUDE HEADS OF EXTERNAL FASTENERS.
  5. SMOKE RATING FOR ENCLOSURE ABOVE HOUSING DESIGNED BY OTHERS.
  6. INTERNAL MOTORS ARE ACCESSIBLE THROUGH HOUSING OPENING WHEN UNIT IS DEPLOYED.



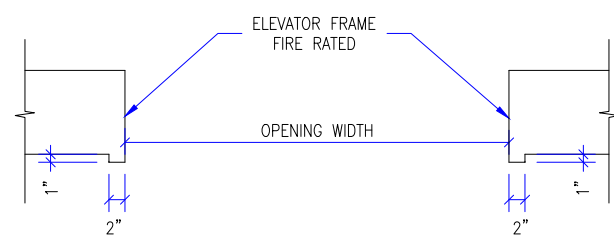
1 M200 ELEVATION  
SCALE: 1/2" = 1'-0"



2 M200 SECTION DETAIL  
SCALE: 1/2" = 1'-0"



3 M200 HOUSING DETAIL  
SCALE: 1 1/2" = 1'-0"



4 M200-JAMB SECTION DETAIL  
SCALE: 1/2" = 1'-0"

REVISION		
REVISION NUMBER	REVISION DATE	REVISION DESCRIPTION
D1	4.3.20	INITIAL RELEASE
---	---	---

QUOTE: ---  
CONFIGURATION: ---  
PROJECT: ---  
DIST.: ---

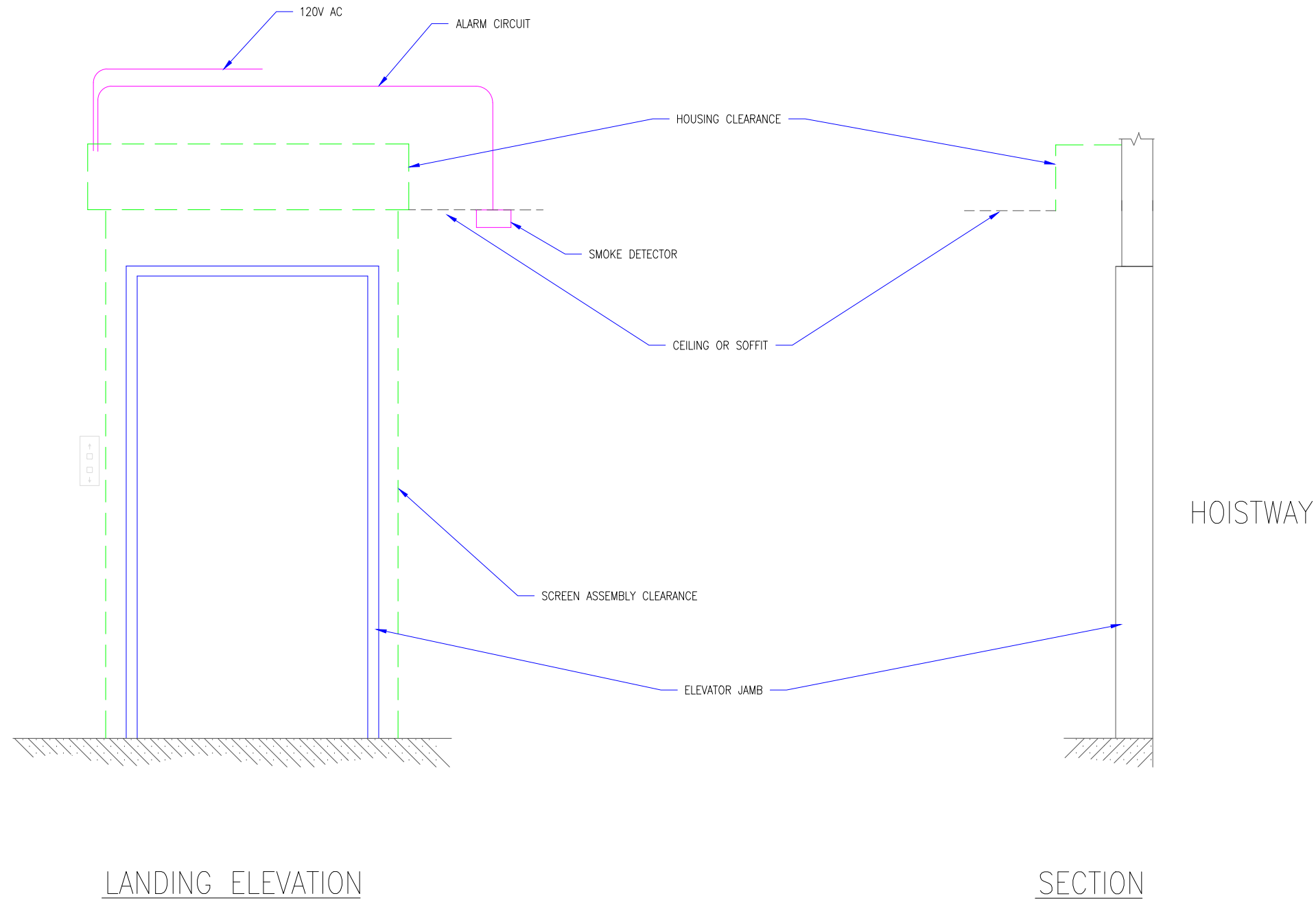
DESIGN SET: D1	SIZE <b>B</b>
MODEL: M200	SHEET
SHEET TITLE: M200 DETAILS	1 OF 5
DRAWN: TLM	4.3.2020

THESE DRAWINGS SHOW OUR INTERPRETATION OF THE PRINCIPAL PLANS AND SPECIFICATIONS. THEY ARE SUBMITTED AS CHECK PRINTS REQUIRING REVIEW AND POSSIBLE REVISIONS TO DETAILS AND/OR DIMENSIONS. BEFORE FABRICATION OF MATERIALS CAN BEGIN, DRAWING PACKAGE MUST MATCH O.P.M. ORDER AND BE RETURNED SIGNED AND DATED. IF THERE ARE SIZE DISCREPANCIES BETWEEN THIS DRAWING PACKAGE AND O.P.M. ORDER, THESE DRAWING SUPERCEDE O.P.M. DIMENSIONS. IF CONSIDERABLY DIFFERENT, A RE-SUBMITTAL OF O.P.M. ORDER WILL BE REQUIRED. THIS SIGNATURE INDICATES PURCHASER'S FULL ACCEPTANCE OF DETAILS SHOWN AND THE PRODUCT IN CONFORMANCE TO SAME. THESE DESIGNS AND DRAWINGS ARE THE EXCLUSIVE PROPERTY OF SMOKE GUARD, INC. AND ARE NOT TO BE USED OR DUPLICATED WITHOUT PERMISSIONS.



287 N. Maple Grove  
Boise, ID 83704  
800.574.0330  
www.smokeguard.com

- M200 GENERAL NOTES:
1. CLIENT TO PROVIDE CONTINUOUS MOUNTING SURFACE FOR STRUCTURAL AND SHEET METAL ATTACHMENT.
  2. TOLERANCE: FLOOR TO CEILING VARIANCE MUST BE WITHIN +/- 1/2" ACROSS LENGTH OF MACHINE..
  3. ORDER LENGTHS TO BE AT 1/4" INCREMENTS ONLY.
  4. DIMENSIONS DO NOT INCLUDE HEADS OF EXTERNAL FASTENERS.
  5. SMOKE RATING FOR ENCLOSURE ABOVE HOUSING DESIGNED BY OTHERS.
  6. INTERNAL MOTORS ARE ACCESSIBLE THROUGH HOUSING OPENING WHEN UNIT IS DEPLOYED.



1 M200 ELEVATION DETAILS  
SCALE: 1/2" = 1'-0"

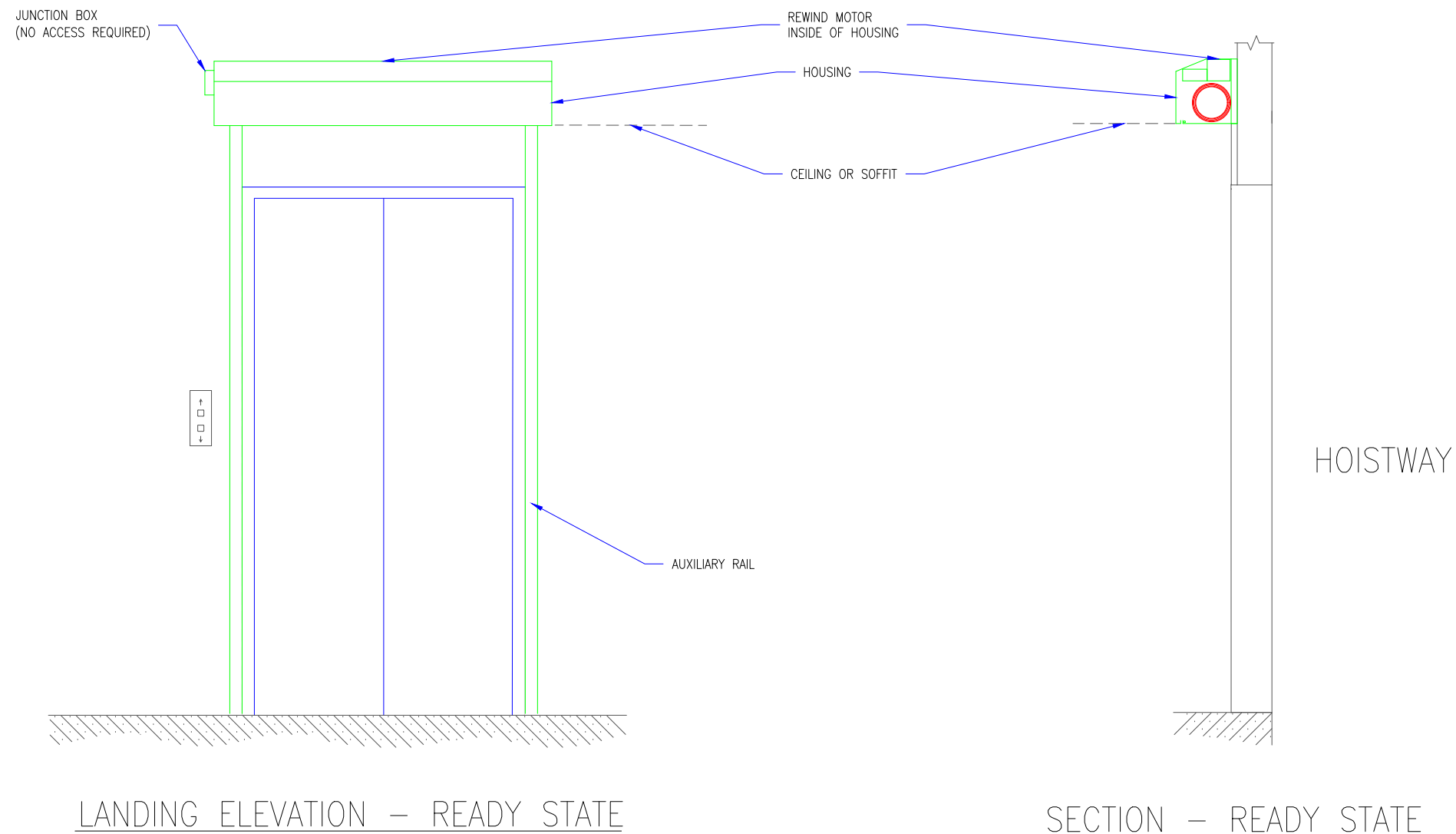
REVISION		
REVISION NUMBER	REVISION DATE	REVISION DESCRIPTION
D1	4.3.20	INITIAL RELEASE
---	---	---

QUOTE: ----  
CONFIGURATION: ----  
PROJECT: ----  
DIST.: ----

DESIGN SET: D1	SIZE <b>B</b>
MODEL: M200	SHEET
SHEET TITLE: M200 ELEVATION DETAILS	2 OF 5
DRAWN: TLM	4.3.2020

THESE DRAWINGS SHOW OUR INTERPRETATION OF THE PRINCIPAL PLANS AND SPECIFICATIONS. THEY ARE SUBMITTED AS CHECK PRINTS REQUIRING REVIEW AND POSSIBLE REVISIONS TO DETAILS AND/OR DIMENSIONS. BEFORE FABRICATION OF MATERIALS CAN BEGIN, DRAWING PACKAGE MUST MATCH O.P.M. ORDER AND BE RETURNED SIGNED AND DATED. IF THERE ARE SIZE DISCREPANCIES BETWEEN THIS DRAWING PACKAGE AND O.P.M. ORDER, THESE DRAWING SUPERCEDE O.P.M. DIMENSIONS. IF CONSIDERABLY DIFFERENT, A RE-SUBMITTAL OF O.P.M. ORDER WILL BE REQUIRED. THIS SIGNATURE INDICATES PURCHASER'S FULL ACCEPTANCE OF DETAILS SHOWN AND THE PRODUCT IN CONFORMANCE TO SAME. THESE DESIGNS AND DRAWINGS ARE THE EXCLUSIVE PROPERTY OF SMOKE GUARD, INC. AND ARE NOT TO BE USED OR DUPLICATED WITHOUT PERMISSIONS.

- M200 GENERAL NOTES:
1. CLIENT TO PROVIDE CONTINUOUS MOUNTING SURFACE FOR STRUCTURAL AND SHEET METAL ATTACHMENT.
  2. TOLERANCE: FLOOR TO CEILING VARIANCE MUST BE WITHIN +/- 1/2" ACROSS LENGTH OF MACHINE..
  3. ORDER LENGTHS TO BE AT 1/4" INCREMENTS ONLY.
  4. DIMENSIONS DO NOT INCLUDE HEADS OF EXTERNAL FASTENERS.
  5. SMOKE RATING FOR ENCLOSURE ABOVE HOUSING DESIGNED BY OTHERS.
  6. INTERNAL MOTORS ARE ACCESSIBLE THROUGH HOUSING OPENING WHEN UNIT IS DEPLOYED.



① M200 READY STATE DETAILS  
SCALE: 1/2" = 1'-0"

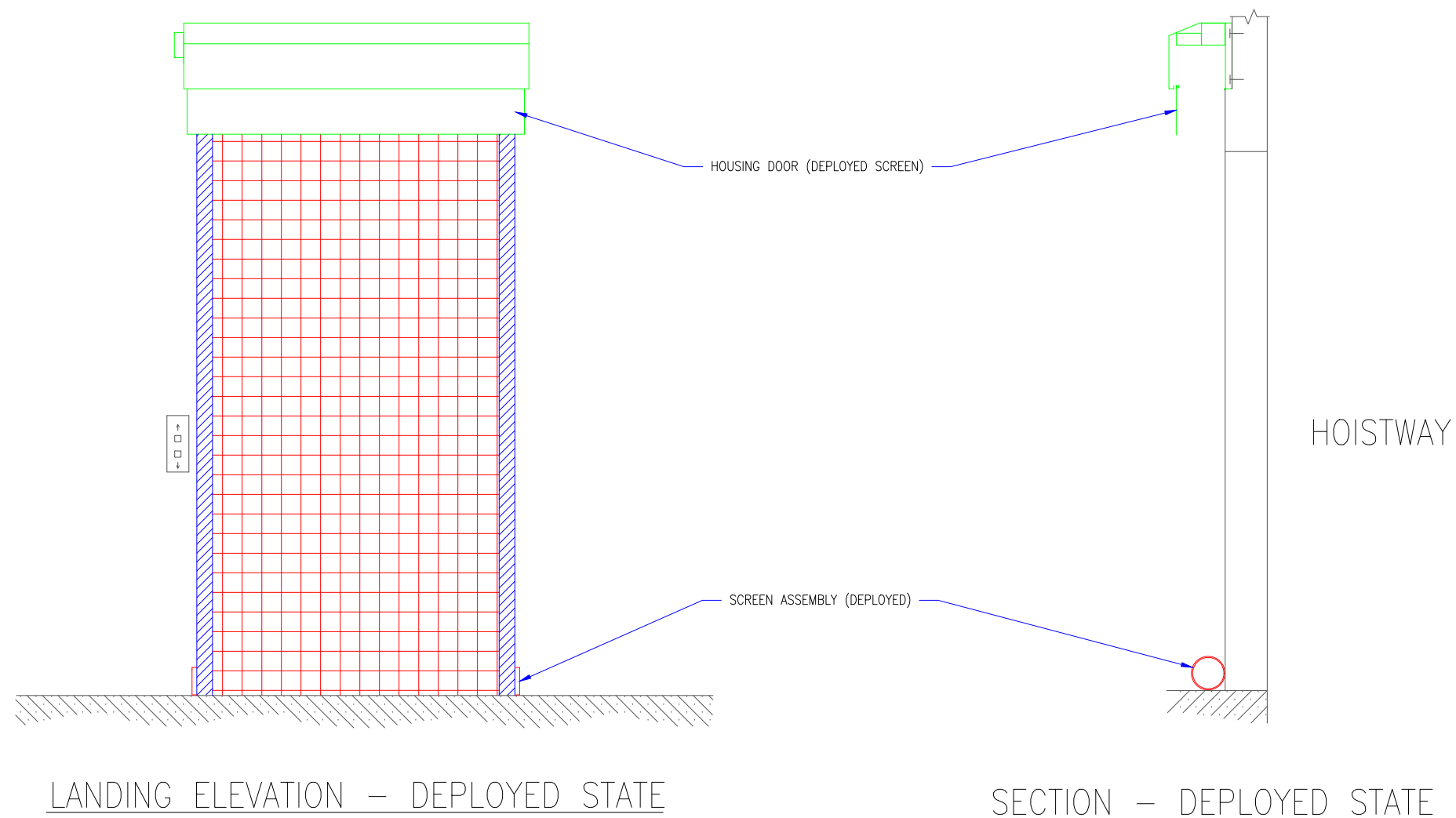
REVISION		
REVISION NUMBER	REVISION DATE	REVISION DESCRIPTION
D1	4.3.20	INITIAL RELEASE
---	---	---

QUOTE: ----  
CONFIGURATION: ----  
PROJECT: ----  
DIST.: ----

DESIGN SET: D1	SIZE <b>B</b>
MODEL: M200	SHEET
SHEET TITLE: M200 READY STATE DETAILS	3 OF 5
DRAWN: TLM	4.3.2020

THESE DRAWINGS SHOW OUR INTERPRETATION OF THE PRINCIPAL PLANS AND SPECIFICATIONS. THEY ARE SUBMITTED AS CHECK PRINTS REQUIRING REVIEW AND POSSIBLE REVISIONS TO DETAILS AND/OR DIMENSIONS. BEFORE FABRICATION OF MATERIALS CAN BEGIN, DRAWING PACKAGE MUST MATCH O.P.M. ORDER AND BE RETURNED SIGNED AND DATED. IF THERE ARE SIZE DISCREPANCIES BETWEEN THIS DRAWING PACKAGE AND O.P.M. ORDER, THESE DRAWING SUPERCEDE O.P.M. DIMENSIONS. IF CONSIDERABLY DIFFERENT, A RE-SUBMITTAL OF O.P.M. ORDER WILL BE REQUIRED. THIS SIGNATURE INDICATES PURCHASER'S FULL ACCEPTANCE OF DETAILS SHOWN AND THE PRODUCT IN CONFORMANCE TO SAME. THESE DESIGNS AND DRAWINGS ARE THE EXCLUSIVE PROPERTY OF SMOKE GUARD, INC. AND ARE NOT TO BE USED OR DUPLICATED WITHOUT PERMISSIONS.

- M200 GENERAL NOTES:
1. CLIENT TO PROVIDE CONTINUOUS MOUNTING SURFACE FOR STRUCTURAL AND SHEET METAL ATTACHMENT.
  2. TOLERANCE: FLOOR TO CEILING VARIANCE MUST BE WITHIN +/- 1/2" ACROSS LENGTH OF MACHINE..
  3. ORDER LENGTHS TO BE AT 1/4" INCREMENTS ONLY.
  4. DIMENSIONS DO NOT INCLUDE HEADS OF EXTERNAL FASTENERS.
  5. SMOKE RATING FOR ENCLOSURE ABOVE HOUSING DESIGNED BY OTHERS.
  6. INTERNAL MOTORS ARE ACCESSIBLE THROUGH HOUSING OPENING WHEN UNIT IS DEPLOYED.



1 M200 DEPLOYED DETAIL  
SCALE: 1/2" = 1'-0"

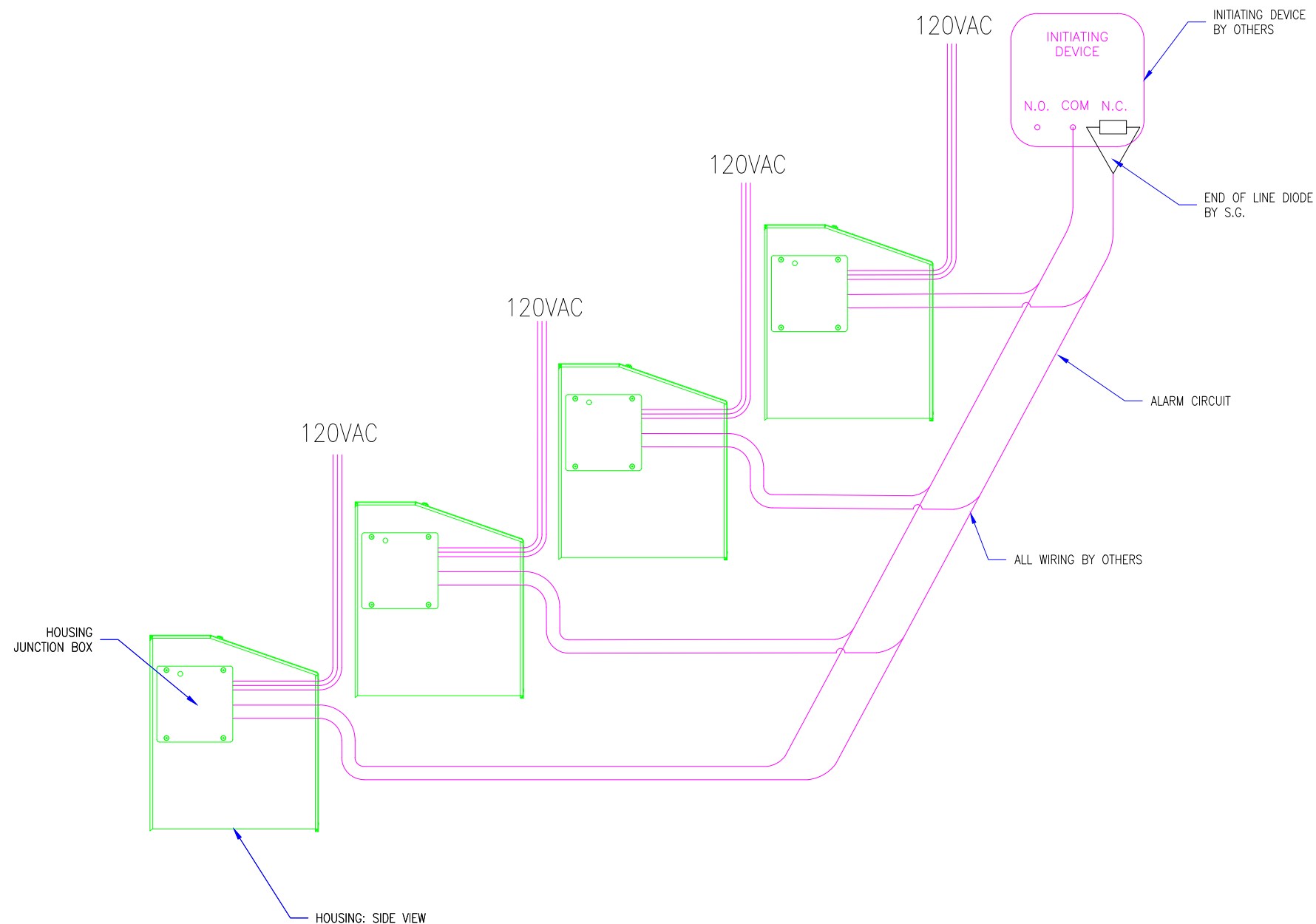
REVISION		
REVISION NUMBER	REVISION DATE	REVISION DESCRIPTION
D1	4.3.20	INITIAL RELEASE
---	---	---

QUOTE: ----  
CONFIGURATION: ----  
PROJECT: ----  
DIST.: ----

DESIGN SET: D1	SIZE <b>B</b>
MODEL: M200	SHEET
SHEET TITLE: M200 DEPLOYED DETAILS	4 OF 5
DRAWN: TLM	4.3.2020

THESE DRAWINGS SHOW OUR INTERPRETATION OF THE PRINCIPAL PLANS AND SPECIFICATIONS. THEY ARE SUBMITTED AS CHECK PRINTS REQUIRING REVIEW AND POSSIBLE REVISIONS TO DETAILS AND/OR DIMENSIONS. BEFORE FABRICATION OF MATERIALS CAN BEGIN, DRAWING PACKAGE MUST MATCH O.P.M. ORDER AND BE RETURNED SIGNED AND DATED. IF THERE ARE SIZE DISCREPANCIES BETWEEN THIS DRAWING PACKAGE AND O.P.M. ORDER, THESE DRAWING SUPERCEDE O.P.M. DIMENSIONS. IF CONSIDERABLY DIFFERENT, A RE-SUBMITAL OF O.P.M. ORDER WILL BE REQUIRED. THIS SIGNATURE INDICATES PURCHASER'S FULL ACCEPTANCE OF DETAILS SHOWN AND THE PRODUCT IN CONFORMANCE TO SAME. THESE DESIGNS AND DRAWINGS ARE THE EXCLUSIVE PROPERTY OF SMOKE GUARD, INC. AND ARE NOT TO BE USED OR DUPLICATED WITHOUT PERMISSIONS.

- M200 GENERAL NOTES:
1. CLIENT TO PROVIDE CONTINUOUS MOUNTING SURFACE FOR STRUCTURAL AND SHEET METAL ATTACHMENT.
  2. TOLERANCE: FLOOR TO CEILING VARIANCE MUST BE WITHIN +/- 1/2" ACROSS LENGTH OF MACHINE..
  3. ORDER LENGTHS TO BE AT 1/4" INCREMENTS ONLY.
  4. DIMENSIONS DO NOT INCLUDE HEADS OF EXTERNAL FASTENERS.
  5. SMOKE RATING FOR ENCLOSURE ABOVE HOUSING DESIGNED BY OTHERS.
  6. INTERNAL MOTORS ARE ACCESSIBLE THROUGH HOUSING OPENING WHEN UNIT IS DEPLOYED.



UP TO 4 HOUSINGS CAN BE WIRED TO AN END-OF-LINE DIODE AT AN AUXILIARY CONTACT

1 M200 ELECTRICAL DETAILS  
SCALE: 3/4" = 1'-0"

REVISION		
REVISION NUMBER	REVISION DATE	REVISION DESCRIPTION
D1	4.3.20	INITIAL RELEASE
---	---	---

QUOTE: -----  
CONFIGURATION: -----  
PROJECT: -----  
DIST.: -----

DESIGN SET: D1	SIZE <b>B</b>
MODEL: M200	SHEET
SHEET TITLE: M200 ELECTRICAL DETAIL	5 OF 5
DRAWN: TLM	4.3.2020

THESE DRAWINGS SHOW OUR INTERPRETATION OF THE PRINCIPAL PLANS AND SPECIFICATIONS. THEY ARE SUBMITTED AS CHECK PRINTS REQUIRING REVIEW AND POSSIBLE REVISIONS TO DETAILS AND/OR DIMENSIONS. BEFORE FABRICATION OF MATERIALS CAN BEGIN, DRAWING PACKAGE MUST MATCH O.P.M. ORDER AND BE RETURNED SIGNED AND DATED. IF THERE ARE SIZE DISCREPANCIES BETWEEN THIS DRAWING PACKAGE AND O.P.M. ORDER, THESE DRAWING SUPERCEDE O.P.M. DIMENSIONS. IF CONSIDERABLY DIFFERENT, A RE-SUBMITTAL OF O.P.M. ORDER WILL BE REQUIRED. THIS SIGNATURE INDICATES PURCHASER'S FULL ACCEPTANCE OF DETAILS SHOWN AND THE PRODUCT IN CONFORMANCE TO SAME. THESE DESIGNS AND DRAWINGS ARE THE EXCLUSIVE PROPERTY OF SMOKE GUARD, INC. AND ARE NOT TO BE USED OR DUPLICATED WITHOUT PERMISSIONS.